

**SUPERIOR BUSINESS IMPROVEMENT DISTRICT**  
**Board of Directors Meeting**  
Thursday, August 26, 2021- 3:00 PM  
**Meeting on ZOOM**

**AGENDA:**

1. Call the Meeting to Order
2. Approval of Minutes
3. Approval of Financials – June & July
4. Report of Board Chair
5. Report of Executive Director
6. Committee Reports
  - Promotion/Marketing Committee
    1. Sidewalk Sales
    2. Focus on the District – Photo Contest
7. Old Business
8. New Business
  1. Safety Concerns in the SBID - discussion with Chief Alexander
  2. Mainstreet Bounceback Grant - WEDC
  3. New Businesses
  4. Administrative Assistant Report
9. Any Other Business That May Legally Come Before This Board
10. Adjourn

\*\*\*\*\*

*The City of Superior complies with the Americans for Disabilities Act of 1990. If you need accommodations to participate in the public meeting process, please contact the Superior BID, Jodi Rochon, at 715-394-3557, by 3:30 p.m. on the day prior to the scheduled meeting. The BID will attempt to accommodate any request depending on the amount of notice we receive. (715) 394-3557.*

Superior Business Improvement District  
**Board of Directors Minutes**  
June 24, 2021, 3:00pm.  
Zoom Meeting

PRESENT: Dave Miller, Chris Scharte, Don Nummi, Addie Poskozim, Mitch Routh, and Mayor Jim Paine

Absent: Crystal Sayles-Broderson, Karen Geegan, Katie Perrault, Nick Korhonen and Gary Banker

Guesst:

Ex-officio:

STAFF: Lindsey Jacobson & Jodi Rochon

CALL TO ORDER: Mitch called the meeting to order at 3:03pm

MINUTES: Don motioned, second by Dave to approve the previous meeting minutes. Motioned carried.

FINANCIALS: Don motioned to approve the financials as submitted. Second by Dave, motion carried.

BOARD CHAIR REPORT: In his absence, Nick asked Lindsey to talk to the board about skipping either the July or August meetings or possibly both. After a brief discussion it was decided to skip the July meeting and see if we can get a quorum for an August meeting. Don expressed concerns about skipping meetings. Lindsey explained that we legally need to have 6 meetings per year. This June meeting will mark the 6<sup>th</sup> meeting we have had this year. As always if something comes up the Board of Directors would be notified immediately.

EXECUTIVE DIRECTOR REPORT: Lindsey offered a follow-up on the previous Bike Rack discussion. The property owner might have an extra bike rack to place at that location. The city does have additional hoop bike racks however they cannot be placed on private property. Lindsey checked with the WITC Welding Department however with summer break upon us there was no one to talk to so she will check again when school starts.

COMMITTEE REPORTS: *Design Committee* – Superior Waffles Coming Soon. *Marketing Committee* – Farmers' Market Sponsor Update provided. An additional sponsor was added as Nummi Jewelers & Angie's Closet decided they wanted to be co-sponsors for 2 weeks. The Marketing Committee has not met because of either no shows or lack of quorum. Dave Miller asked if a quorum was needed, and the mayor said it was not necessary. Dave said he would like those that are able to meet to discuss ideas and add their input.

OLD BUSINESS:

NEW BUSINESS:

1. Homeless Camp issues: Dave reported that there are substantial garbage issues from the homeless Community West of QuikTrip. Lindsey will talk to Chief Alexander. Mayor indicated that he had went down there about 2 weeks ago and that it had been cleaned up. He explained how there is always more people staying there in the summer months. This is a very complex issue with some mental health alcohol and drug issues. Lindsey will ask Chief Alexander and officer Jago to attend our next meeting.
2. 1920s Mural Project request by Addie Poskozim: Board member Addie is requesting the board to consider sponsoring 2 mural projects this year. Each mural is \$1,500. Murals are proposed to be painted on participating businesses. Addie has been talking with building owners and reported receiving positive feedback. Addie is working with the UWS Arts Department. They would be the holder of the funds and do all the accounting associated with the project. The designs would be submitted to our Design Committee and Board of Directors for prior approval. Addie motioned for the BID to allocate \$3,000 for this project, second by Mayor Paine. Motion carried.
3. Zoom meetings: The BID will continue to hold their meetings via Zoom until further notice.
4. Outside Maintenance: Weeds are out of control. Mulch is needed on Belknap. Our maintenance crew has been tirelessly working on the weeds issue, but it is a non-stop project, and they have a lot of area to cover. If board members see areas of concern, they are encouraged to contact Lindsey or Jodi.
5. July 4th Car Show: Road closure reminder sent to businesses.
6. Superior Telegram articles on SBID businesses: FYI
7. New Businesses: Superior Waffles (1412 Tower) & Wildflower Boutique (1908 Tower).

ANY OTHER BUSINESS THAT MAY LEGALLY COME BEFORE THE BOARD

ADJOURNMENT: Dave motioned to adjourn at 3:34 p.m.



## Financial Dashboard June & July 2021

### Income:

June - \$60.00 - *Farmers Market vendor fees*

July - \$75.00 - City reimbursed for their purchased of \$75 in BID Bucks

### Expenses:

Typical monthly expense – plus...

- *\$300.00 for sponsorship of 4<sup>th</sup> of July Car Show*
- *\$50 in BID Bucks was reimbursed in June and \$375 in July*
- *\$5,000 SBID Stakeholders Support Grant awarded to Sutherland CBD*
- *Sign Grants awarded – Serenity Spa & Salon - \$712.13, Superior Waffles - \$788.62 & Video Vision - \$501.13*

### Note:

4



## Superior BID June 2021 - Monthly Cash Flow

	Jun 21
<b>Income</b>	
<b>Misc. Income</b>	
<b>Event income/fees</b>	
Farmers Market	60.00
<b>Total Event income/fees</b>	60.00
<b>Total Misc. Income</b>	60.00
<b>Total Income</b>	60.00
<b>Expense</b>	
<b>Committees</b>	
<b>Promotion-Marketing</b>	
BID Bucks	50.00
July 4th Car Show	300.00
Promotion-Marketing - Other	249.98
<b>Total Promotion-Marketing</b>	599.98
PS Magazine	250.00
<b>Total Committees</b>	849.98
<b>Office</b>	
Copy-Photo-Print	158.26
Equipment Purchase & Repair	30.00
Misc. Expenses	108.32
Rent	800.00
Supplies	8.00
<b>Telephone-Internet</b>	
Cell Phones	107.07
Office Phone	64.38
<b>Total Telephone-Internet</b>	171.45
<b>Total Office</b>	1,276.03
<b>Personnel</b>	
Administrative Assistant	3,336.58
Executive Director	4,169.90
Health Ins - Workman's Comp	250.00
Payroll Preparation	125.00
Payroll Taxes	573.76
<b>Total Personnel</b>	8,455.24
<b>Streetscape</b>	
Outside Maintenance Contract	4,166.00
<b>Total Streetscape</b>	4,166.00
<b>Total Expense</b>	14,747.25
<b>Net Income</b>	-14,687.25

**Superior BID**  
**June 2021- Budget vs. Actual**  
 January through December 2021

	Jan - Dec 21	Budget	\$ Over Budget
<b>Income</b>			
Assessment	0.00	151,500.00	-151,500.00
City Contribution	0.00	71,750.00	-71,750.00
Deposit	921.26	0.00	921.26
Misc. Income			
City Bucks Purchase	25.00		
Event income/fees			
Farmers Market	297.50		
Total Event income/fees	297.50		
Misc. Income - Other	250.00	4,000.00	-3,750.00
Total Misc. Income	572.50	4,000.00	-3,427.50
Sponsorships			
Farmers' Market	1,650.00	0.00	1,650.00
Tree Lighting Chamber	0.00	0.00	0.00
Sponsorships - Other	0.00	3,000.00	-3,000.00
Total Sponsorships	1,650.00	3,000.00	-1,350.00
<b>Total Income</b>	3,143.76	230,250.00	-227,106.24
<b>Expense</b>			
Committees			
Board of Directors	0.00	1,000.00	-1,000.00
Business R & R	0.00	2,000.00	-2,000.00
Design	0.00	1,000.00	-1,000.00
Education/Newsletter	0.00	1,000.00	-1,000.00
Marketing	525.00	1,000.00	-475.00
Promotion-Marketing			
BID Bucks			
City	25.00	0.00	25.00
Farmers Market	0.00	0.00	0.00
BID Bucks - Other	200.00	0.00	200.00
Total BID Bucks	225.00	0.00	225.00
Farmers Market			
Advertising/Marketing	0.00	0.00	0.00
Assistant - Signage	300.00	0.00	300.00
Entertainment	1,200.00		
Farmers Market - Other	495.99	0.00	495.99
Total Farmers Market	1,995.99	0.00	1,995.99
July 4th Car Show	300.00		
Misc Advertising	0.00	0.00	0.00
Small Business Saturday	0.00	0.00	0.00
Spooktacular - Fall Fest	0.00	0.00	0.00
Superior Days	0.00	0.00	0.00
Surprise Santa	100.00	0.00	100.00
Tree Lighting	0.00	0.00	0.00
Promotion-Marketing - Other	249.98	12,398.00	-12,148.02
Total Promotion-Marketing	2,870.97	12,398.00	-9,527.03
PS Magazine	3,500.00	9,000.00	-5,500.00
<b>Total Committees</b>	6,895.97	27,398.00	-20,502.03
<b>Grants</b>			
Sign Grant	0.00	0.00	0.00
Grants - Other	0.00	50,000.00	-50,000.00
<b>Total Grants</b>	0.00	50,000.00	-50,000.00
<b>Office</b>			
Associations - Publications			
Memberships	275.00	0.00	275.00
Associations - Publications - Other	0.00	1,500.00	-1,500.00
Total Associations - Publications	275.00	1,500.00	-1,225.00

	Jan - Dec 21	Budget	\$ Over Budget
Copy-Photo-Print	1,549.02	2,000.00	-450.98
Equipment Purchase & Repair	173.75	1,500.00	-1,326.25
Misc. Expenses	565.15	1,000.00	-434.85
Postage	0.00	1,000.00	-1,000.00
Rent	4,800.00	9,600.00	-4,800.00
Supplies	48.00	1,000.00	-952.00
Telephone-Internet			
Cell Phones	426.17	0.00	426.17
Internet	393.13	0.00	393.13
Office Phone	256.48	0.00	256.48
Telephone-Internet - Other	0.00	2,500.00	-2,500.00
<b>Total Telephone-Internet</b>	<b>1,075.78</b>	<b>2,500.00</b>	<b>-1,424.22</b>
<b>Total Office</b>	<b>8,486.70</b>	<b>20,100.00</b>	<b>-11,613.30</b>
<b>Personnel</b>			
Administrative Assistant	20,016.24	40,000.00	-19,983.76
Executive Director	25,016.20	50,000.00	-24,983.80
Health Ins - Workman's Comp	2,048.00	6,000.00	-3,952.00
Intern	0.00	1,000.00	-1,000.00
Maintenance Employee	0.00	1,000.00	-1,000.00
Marketing Consultant	2,812.50	30,000.00	-27,187.50
Mileage/Travel/Training	0.00	1,000.00	-1,000.00
Payroll Preparation	750.00	2,000.00	-1,250.00
Payroll Taxes	3,710.65	10,000.00	-6,289.35
<b>Total Personnel</b>	<b>54,353.59</b>	<b>141,000.00</b>	<b>-86,646.41</b>
<b>Streetscape</b>			
Outside Maintenance Contract	25,736.00	50,000.00	-24,264.00
<b>Total Streetscape</b>	<b>25,736.00</b>	<b>50,000.00</b>	<b>-24,264.00</b>
<b>Total Expense</b>	<b>95,472.26</b>	<b>288,498.00</b>	<b>-193,025.74</b>
<b>Net Income</b>	<b>-92,328.50</b>	<b>-58,248.00</b>	<b>-34,080.50</b>



**Superior BID**  
**June 2021 - Year to Date Comparison**  
**January through December 2021**

	<u>Jan - Dec 21</u>	<u>Jan - Dec 20</u>	<u>\$ Change</u>
<b>Income</b>			
<b>Assessment</b>	0.00	175,350.35	-175,350.35
<b>City Contribution</b>	0.00	71,750.00	-71,750.00
<b>Deposit</b>	921.26	1,000.00	-78.74
<b>Misc. Income</b>	572.50	50.00	522.50
<b>Sponsorships</b>	1,650.00	1,428.46	221.54
<b>Total Income</b>	3,143.76	249,578.81	-246,435.05
<b>Expense</b>			
<b>Committees</b>	6,895.97	26,654.12	-19,758.15
<b>Grants</b>	0.00	985.63	-985.63
<b>Office</b>	8,486.70	19,058.59	-10,571.89
<b>Personnel</b>	54,353.59	108,167.99	-53,814.40
<b>Streetscape</b>	25,736.00	54,842.00	-29,106.00
<b>Total Expense</b>	95,472.26	209,708.33	-114,236.07
<b>Net Income</b>	<u><u>-92,328.50</u></u>	<u><u>39,870.48</u></u>	<u><u>-132,198.98</u></u>

## Superior BID July 2021 - Monthly Cash Flow

	Jul 21
<b>Income</b>	
Deposit	75.00
<b>Total Income</b>	75.00
<b>Expense</b>	
<b>Committees</b>	
<b>Promotion-Marketing</b>	
BID Bucks	
City	125.00
BID Bucks - Other	250.00
<b>Total BID Bucks</b>	375.00
Chamber Play Day	496.00
<b>Farmers Market</b>	
Advertising/Marketing	18.46
Assistant - Signage	200.00
Entertainment	600.00
<b>Total Farmers Market</b>	818.46
<b>Total Promotion-Marketing</b>	1,689.46
PS Magazine	1,750.00
<b>Total Committees</b>	3,439.46
<b>Grants</b>	
Sign Grant	2,001.88
Stakeholders Support Granr	5,000.00
<b>Total Grants</b>	7,001.88
<b>Office</b>	
Copy-Photo-Print	149.24
Misc. Expenses	451.49
Postage	22.00
Rent	800.00
Supplies	8.00
<b>Telephone-Internet</b>	
Cell Phones	214.14
Office Phone	129.51
<b>Total Telephone-Internet</b>	343.65
<b>Total Office</b>	1,774.38
<b>Personnel</b>	
Administrative Assistant	3,336.58
Executive Director	4,169.92
Health Ins - Workman's Comp	250.00
Payroll Preparation	125.00
Payroll Taxes	605.64
<b>Total Personnel</b>	8,487.14
<b>Streetscape</b>	
Outside Maintenance Contract	4,166.00
<b>Total Streetscape</b>	4,166.00
<b>Total Expense</b>	24,868.86
<b>Net Income</b>	-24,793.86

*10*

**Superior BID**  
**July 2021- Budget vs. Actual**  
 January through December 2021

	Jan - Dec 21	Budget	\$ Over Budget
<b>Income</b>			
Assessment	0.00	151,500.00	-151,500.00
City Contribution	0.00	71,750.00	-71,750.00
Deposit	996.26	0.00	996.26
Misc. Income			
City Bucks Purchase	25.00		
Event income/fees			
Farmers Market	297.50		
Total Event income/fees	297.50		
Misc. Income - Other	250.00	4,000.00	-3,750.00
Total Misc. Income	572.50	4,000.00	-3,427.50
Sponsorships			
Farmers' Market	1,650.00	0.00	1,650.00
Tree Lighting Chamber	0.00	0.00	0.00
Sponsorships - Other	0.00	3,000.00	-3,000.00
Total Sponsorships	1,650.00	3,000.00	-1,350.00
<b>Total Income</b>	<b>3,218.76</b>	<b>230,250.00</b>	<b>-227,031.24</b>
<b>Expense</b>			
Committees			
Board of Directors	0.00	1,000.00	-1,000.00
Business R & R	0.00	2,000.00	-2,000.00
Design	0.00	1,000.00	-1,000.00
Education/Newsletter	0.00	1,000.00	-1,000.00
Marketing	525.00	1,000.00	-475.00
Promotion-Marketing			
BID Bucks			
City	150.00	0.00	150.00
Farmers Market	0.00	0.00	0.00
BID Bucks - Other	450.00	0.00	450.00
Total BID Bucks	600.00	0.00	600.00
Chamber Play Day	496.00		
Farmers Market			
Advertising/Marketing	18.46	0.00	18.46
Assistant - Signage	500.00	0.00	500.00
Entertainment	1,800.00		
Farmers Market - Other	495.99	0.00	495.99
Total Farmers Market	2,814.45	0.00	2,814.45
July 4th Car Show	300.00		
Misc Advertising	0.00	0.00	0.00
Small Business Saturday	0.00	0.00	0.00
Spooktacular - Fall Fest	0.00	0.00	0.00
Superior Days	0.00	0.00	0.00
Surprise Santa	100.00	0.00	100.00
Tree Lighting	0.00	0.00	0.00
Promotion-Marketing - Other	249.98	12,398.00	-12,148.02
Total Promotion-Marketing	4,560.43	12,398.00	-7,837.57
PS Magazine	5,250.00	9,000.00	-3,750.00
Total Committees	10,335.43	27,398.00	-17,062.57
Grants			
Sign Grant	2,001.88	0.00	2,001.88
Stakeholders Support Granr	5,000.00		
Grants - Other	0.00	50,000.00	-50,000.00
Total Grants	7,001.88	50,000.00	-42,998.12
Office			
Associations - Publications			
Memberships	275.00	0.00	275.00
Associations - Publications - Other	0.00	1,500.00	-1,500.00

//

	<u>Jan - Dec 21</u>	<u>Budget</u>	<u>\$ Over Budget</u>
<b>Total Associations - Publications</b>	275.00	1,500.00	-1,225.00
Copy-Photo-Print	1,698.26	2,000.00	-301.74
Equipment Purchase & Repair	173.75	1,500.00	-1,326.25
Misc. Expenses	1,016.64	1,000.00	16.64
Postage	22.00	1,000.00	-978.00
Rent	5,600.00	9,600.00	-4,000.00
Supplies	56.00	1,000.00	-944.00
<b>Telephone-Internet</b>			
Cell Phones	640.31	0.00	640.31
Internet	393.13	0.00	393.13
Office Phone	385.99	0.00	385.99
Telephone-Internet - Other	0.00	2,500.00	-2,500.00
<b>Total Telephone-Internet</b>	<u>1,419.43</u>	<u>2,500.00</u>	<u>-1,080.57</u>
<b>Total Office</b>	10,261.08	20,100.00	-9,838.92
<b>Personnel</b>			
Administrative Assistant	23,352.82	40,000.00	-16,647.18
Executive Director	29,186.12	50,000.00	-20,813.88
Health Ins - Workman's Comp	2,298.00	6,000.00	-3,702.00
Intern	0.00	1,000.00	-1,000.00
Maintenance Employee	0.00	1,000.00	-1,000.00
Marketing Consultant	2,812.50	30,000.00	-27,187.50
Mileage/Travel/Training	0.00	1,000.00	-1,000.00
Payroll Preparation	875.00	2,000.00	-1,125.00
Payroll Taxes	4,316.29	10,000.00	-5,683.71
<b>Total Personnel</b>	<u>62,840.73</u>	<u>141,000.00</u>	<u>-78,159.27</u>
<b>Streetscape</b>			
Outside Maintenance Contract	29,902.00	50,000.00	-20,098.00
<b>Total Streetscape</b>	<u>29,902.00</u>	<u>50,000.00</u>	<u>-20,098.00</u>
<b>Total Expense</b>	<u>120,341.12</u>	<u>288,498.00</u>	<u>-168,156.88</u>
<b>Net Income</b>	<u><b>-117,122.36</b></u>	<u><b>-58,248.00</b></u>	<u><b>-58,874.36</b></u>

12

5:50 PM  
08/02/21  
Accrual Basis

**Superior BID**  
**July 2021 - Year to Date Comparison**  
**January through December 2021**

	<u>Jan - Dec 21</u>	<u>Jan - Dec 20</u>	<u>\$ Change</u>
<b>Income</b>			
<b>Assessment</b>	0.00	175,350.35	-175,350.35
<b>City Contribution</b>	0.00	71,750.00	-71,750.00
<b>Deposit</b>	996.26	1,000.00	-3.74
<b>Misc. Income</b>	572.50	50.00	522.50
<b>Sponsorships</b>	1,650.00	1,428.46	221.54
<b>Total Income</b>	<u>3,218.76</u>	<u>249,578.81</u>	<u>-246,360.05</u>
<b>Expense</b>			
<b>Committees</b>	10,335.43	26,654.12	-16,318.69
<b>Grants</b>	7,001.88	985.63	6,016.25
<b>Office</b>	10,261.08	19,058.59	-8,797.51
<b>Personnel</b>	62,840.73	108,167.99	-45,327.26
<b>Streetscape</b>	29,902.00	54,842.00	-24,940.00
<b>Total Expense</b>	<u>120,341.12</u>	<u>209,708.33</u>	<u>-89,367.21</u>
<b>Net Income</b>	<u><u>-117,122.36</u></u>	<u><u>39,870.48</u></u>	<u><u>-156,992.84</u></u>


*B*



**This was a successful promotion. The following 14 businesses participated.**



Art on the Planet  
Artistic Florals by Leslie  
Earth Exchange  
Family Dollar  
Globe News  
Northwest Outlet  
Once Again Used & New  
Screen Graphics / Union Connections  
Serenity Spa & Salon & Posh Boutique  
Shirts Unlimited  
Sutherland CBD  
UpNorth Sundries  
Wildflower Boutique  
Wine Beginnings

14



We held a Photo Contest in August. **FOCUS on the District.** Winners each received \$100 in BID Bucks.

1. Joe Polecheck
2. Angie's Closet – 2 ladies
3. Matt Stengl



## **Main Street Bounceback Grant/WEDC**

Provided supporting documentation for the following businesses indicating they were in the district and were either new to the SBID or relocated/expanded in the district in 2021.

Black Fox Salon

Blue Arrow Boutique

Core Advantage Fabrication

Serenity Salon & Spa

Superior Lanes

Twin Ports Laser

Video Vision

*Jodi Rochon, Administrative Assistant*

*August 2021*

16



# \$10,000 MAIN STREET BOUNCEBACK GRANTS

**BUILD A STRONG FOUNDATION FOR YOUR BUSINESS AND HELP REENERGIZE WISCONSIN'S DOWNTOWNS AND COMMERCIAL CORRIDORS.**



The pandemic took a toll on Wisconsin's small businesses, and the main streets and commercial corridors that housed them. Now it's time to bounce back.

We know it takes a lot to start a new business or open a new space. The Wisconsin Economic Development Corporation and our regional partners are here to support you, because we know that the economic well-being of our state depends on the strength of businesses like yours.

Through the Main Street Bounceback Grants Program, you can get \$10,000 to help you get set up in a commercial space. The more empty spaces we can fill with new restaurants, salons, stores and other businesses, the more people it will bring into our commercial areas and through your doors.

## MAIN STREET BOUNCEBACK GRANTS PROGRAM AT-A-GLANCE

### 1 WHAT IS IT?

The program provides \$10,000 grants to businesses moving into vacant commercial spaces. We want to help you build a solid foundation for the long-term success of your small business—and strengthen Wisconsin's main streets and commercial corridors at the same time.

### 2 WHAT CAN I USE IT FOR?

Your business can use the grant funds for lease or mortgage payments, operating expenses, building repairs, tenant improvements and other qualified expenses. Funds cannot be used on storage spaces or for residential uses.



### 3 IS MY BUSINESS ELIGIBLE?

New or existing businesses that lease or purchase a vacant commercial space as of January 1, 2021 and June 30, 2022, are eligible for Main Street Bounceback Grants. Your business will not qualify for grant funds if you are renewing an existing lease or will be vacating a commercial space to move to another.

Landlords and real estate investment firms that intend to hold the property for investment purposes are not eligible. Businesses that are part of a national or regional chain are also ineligible unless the business is an independently owned and operated franchise.



### 4 HOW DO I APPLY?

Main Street Bounceback Grant applications are administered, reviewed, approved and funded by our regional partners. To get the application process going, visit [wedc.org/mainstreet-bounceback](http://wedc.org/mainstreet-bounceback) to reach out to the regional partner serving your county. They will help you fill out the application and gather the other documents you will need to provide.

Learn more about Wisconsin Economic Development Corporation's vision for Wisconsin's economic well-being at [wedc.org/economic-well-being](http://wedc.org/economic-well-being).



18

## SBID Businesses that opened in 2021

BID Business List 2021			
BUSINESS NAME	ADDRESS	Established	CATEGORY
Patrick's Farm Fresh Produce	709 Belknap Street	2021	Retail/Produce
Sunkissed Tanning	1020 Ogden Avenue	2021	Service/Tanning
Core Advantage Fabrication	1226 Ogden Avenue	2021	Service/Fabrication Shop
Health Care Clinic	1406 Belknap Street	2021	Service/Clinic
Northern Oral & Maxillofacial Surgeons	503 Belknap Street	2021	Service/Dentist/Surgeon
Patrick's Produce	709 Belknap Street	2021	Retail/Produce/Seasonal
Port City Collective	1214 Tower Avenue	2021	Retail/Smoke Shop
Ride or Die Pizzeria	1623 Broadway Street	2021	Food/Bar/Pizza
Skin Deep Tattoo	1306 Tower Avenue	2021	Service/Tattoo
Stone House Martial Arts	1202 Belknap Street	2021	Service/lessons
Superior Lanes	1914 Broadway Street	2021	Entertainment/Family
Superior Waffles	1412 Tower Avenue	2021	Food/Waffles
Superior Salon Suites/Twin Ports Laser	1705 Tower Avenue	2021	Service/Hair Salon/More
Wildflower Boutique	1608 Tower Avenue	2021	Retail/Woman's Boutique

Businesses that have opened since our last meeting

**Report from Jodi Rochon, Administrative Assistant  
August 23, 2021**

Visited 8 businesses to introduce myself and give them grant information:

Black Fox Salon – 1408 Tower Avenue  
Core Advantage Fabrication – 1226 Ogden Avenue – COMING SOON  
Health Care Clinic – 1406 Belknap Street  
Kindred Stone Boutique – 1122 Belknap Street – COMING SOON  
Live Limitless Shake Shop – 1124 Belknap Street  
Northern Oral & Maxillofacial Surgeons – 503 Belknap Street  
Superior Lanes – 1914 Broadway Steet  
Wildflower Boutique – 1608 Tower Avenue

Additional phone or email conversations regarding grants with interested businesses:

Black Fox Salon  
Superior Lanes  
KW Call Center  
Ride or Die Pizzeria  
Core Advantage Fabrication  
Superior Salon Suites  
Twin Ports Laser  
Patrick's Produce

